

HALLS TO HOUSE



Swansea University
Prifysgol Abertawe

Bywyd Campws
Campus Life



Swansea
University
Prifysgol
Abertawe

Estates and Campus Services
Ystadau a Gwasanaethau Campws



Cyngor **Abertawe**
Swansea Council



SOUTH WALES
POLICE
HEDDLU
DE CYMRU




RECYCLING

Why recycle?

Recycling diverts waste from landfills, reduces greenhouse gas emissions, and conserves valuable resources.



Recycling allows Swansea to meet increasing Welsh Government targets and keep Wales at the top of the table.



Recycling your waste correctly will prevent untidy streets, keep neighbours happy and ensure you don't get fined!



GET IT SORTED! SORTWCH E'!



Paper & Cardboard together

SEPARATE BAGS



Metal, Glass & Foil together



Plastic pots, tubs, trays & bottles



Food Waste

If you recycle your waste incorrectly your bags won't be collected. If that happens remove them from the kerbside to store and sort correctly ready for next collection. If they are still out after collection day they may be cleared by the street cleaning team and you could get a £100 fixed penalty.

NOISE POLLUTION

Volume Management: Exercise discretion with sound levels to uphold a peaceful cohabitation environment.



Social Gathering Etiquette: Plan gatherings thoughtfully, considering the impact on neighbouring residents and establishing appropriate quiet hours.

Discreet Returns: Return to your residence inconspicuously after late nights out, minimising noise disturbance for fellow residents.



Neighborly Outreach: Introduce yourself to neighbours, promoting a welcoming atmosphere where they feel comfortable approaching you with any concerns before escalating to formal complaints.

Remember sounds are too loud if you can't talk to someone two metres away without shouting.

How can you prevent too much noise from your home?

1. Don't put speakers on the walls
2. Make sure you can hear the doorbell over the music or TV
3. Keep volume levels low late at night
4. Tell your neighbours if you are having a party
5. Do not use your washing machine or tumble dryer late at night
6. If you are returning from a night out keep noise levels down - close car doors gently and speak quietly
7. Above all be reasonable if your neighbour approaches you with a problem



If you make too much noise and are prosecuted then the council has the power to remove all equipment that may contribute to the nuisance.

This includes televisions, DVD and Blu-ray players, stereos, radios, game consoles, and computers. If found guilty of the nuisance then the council can apply to keep these items. You will also have a criminal record.

STUDENT HOUSING

What to expect of your Landlord:



- You should have an occupancy contract in writing, if you haven't then speak to your student accommodation officer at the University
- Check your property has an HMO (house in multiple occupation) license.
- You can check that your property is licensed by looking at the public register on the Swansea Council website. If it hasn't got a license you can contact us by emailing us at hph@swansea.gov.uk
- Any issues you have with disrepair in the house such as a faulty boiler or cooker, disrepair or dampness, you should first go to the landlord or the letting agent. You should report the issue in writing or on WhatsApp or email, allowing them to address your concerns.
- If the issue does not get addressed then you report to us by emailing us at hph@swansea.gov.uk

Fire precautions

The risk of a fire occurring in an HMO is much greater than in a family home so landlords have to take extra precautions against a fire like providing electrically operated smoke and heat detectors, fire-resistant doors, and fire fighting equipment.

It is crucial that you evacuate the premises as soon as possible in the event of a fire.

Always keep the fire door closed.

Fire doors not only contain fire within a specific area but also prevent it from spreading to adjacent areas.

By closing fire doors, you help prevent the fire from reaching other parts of the building, reducing the overall impact of the fire incident and helping to maintain clear escape routes by preventing the spread of fire and smoke into stairwells, corridors, and other exit pathways. This ensures that evacuation routes remain accessible and usable during emergencies.

Area where the fire door was open



Area where the fire door was closed



What is expected of you

- Declaration of understanding
- Recycling and waste
- Taking care of the property and fire precautions
- Consideration of neighbours
- Damp and mould prevention



3 Don'ts

1. Don't let rubbish accumulate

In addition to creating an unsightly environment, the buildup of garbage becomes a breeding ground for disease-carrying pests like rats.



2. Don't attempt to repair broken electrical fittings yourself; instead, report it to your landlord for proper repair and maintenance.

3. Don't neglect your recycling

There's no limit to how many recycling bags you can put out, so make the most of this opportunity to recycle as much as possible.



YOUR UNIVERSITY POLICING TEAM



•PC Emma Warner-Brindley
07791 970 376



@EmmaUniCop

•PCSO Mel Dix
07469908004

•PCSO Clive Dainton
07805301691



SNPTUniversityLiaisonTeam@south-wales.police.uk



WHAT IS ASB?

ANTI SOCIAL BEHAVIOUR

Where a person has acted; in a manner that caused or was likely to cause harassment, alarm or distress to one or more persons not from the same household as themselves. This sort of behaviour includes but is not limited to: unruly and drunken behaviour, fly tipping, graffiti, threatening and abusive language, domestic violence and many other types of behaviour which prevents others from enjoying a normal life.

ASB can include:

- Harassment: hate crime, intimidation, verbal abuse
- Noise: Animals, car & property alarms, TVs, stereo, gaming
- Fireworks
- Parties and loud music
- Parking: abandoned vehicles, obstructions, dangerous parking
- Nuisance: gatherings, vandalism, harassment use and trade of illicit substances such as drugs



WHEREVER YOU ARE SUPPORT IS HERE FOR YOU

Life can be challenging, but you don't have to face it alone. Across both Swansea University and University of Wales Trinity St. David, there are a wide range of support services on offer to help you. Below you will find some of the services available to you:



Togetherall

All students have access to a free 24/7 online supportive service called Togetherall. Using your University email address, you can anonymously access support 24/7 with trained clinicians online at all times, as well as a range of helpful tools and resources. It is a safe place online to get things off your chest, have conversations, express yourself creatively and learn how to manage your mental health.

SWANSEA UNIVERSITY

UWTSD



The Listening Service

This service is available for all students & staff. It offers a listening ear to whoever needs it and is completely confidential. There doesn't have to be any particular issue or problem, sometimes it is just good to talk.



Wellbeing Support

If you are struggling to manage the impact of your health on your studies you can access specialist support to help you. This includes Counselling, Wellbeing Advice, Specialist Mental Health Mentoring, and support to access external services.



Wellbeing Team

Swansea University's Wellbeing Service provides mental health guidance and support to students: this includes one-to-one support with mental health practitioners, mentors and counsellors, and self-help resources and courses.



Keeping Safe Guides

Coming to university is a chance to be independent, make new friends and try something different. It is also a time where you'll be more responsible for yourself and the people around you. Whatever it may be, use our guides to help you stay safe



Campus Security / Safezone App

Swansea University security are available on campus 24/7. If you feel that you need to speak to them, in an emergency, they can be contacted on 01792 604 271 or via the [SafeZone app](#).

EXTERNAL SUPPORT

Available for you -

- Papyrus
- Mind
- C.A.L.M
- Samaritans

Access support at
Swansea University



Access support at
UWTSD



TRAVEL FOR STUDENTS

Cycling

Students who cycle benefit from:

- Free bike marking (Bike Register)
 - Free lights and locks
 - Free cycle training
- Free bike maintenance sessions
- Free Dr Bike at one of 8 Roadshows per year
- Discounts at bike shops with 15% at Cycle solutions!
- Free Santander bike hire membership.



The Swansea cycling infrastructure is developing all the time. Cycling to, from and between our campuses is convenient and easy and great for physical and mental wellbeing.

The red cycle route links our two campuses, with an estimated cycle time of 27 minutes from campus to campus.

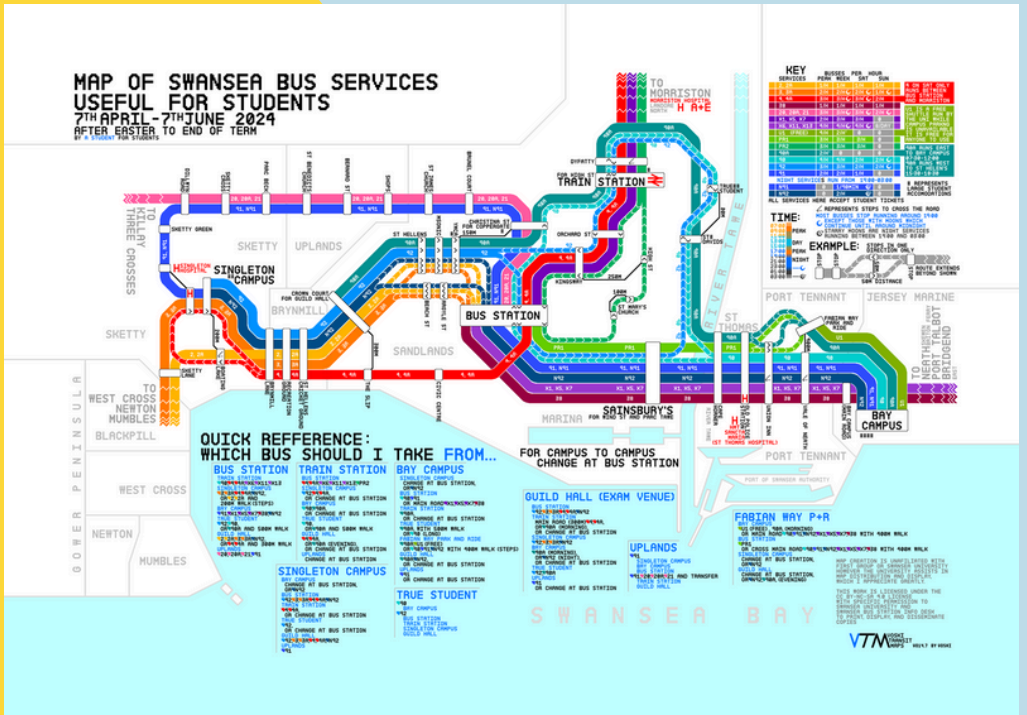
Get ready for an exciting update this August as we revamp our bike hire scheme with brand-new bikes as part of the University's initiative.

Stay tuned for more details!

NEW!

UniBws Network Map

Check out our new network map, created by a Swansea University student! Got suggestions? Let us know!




Fynnian Leach-Verhoeven

The First Bus Uni Bws network is designed around the needs of Swansea's students and covers all student accommodation areas.

The service numbers you need to know are:
90, 90A, 91, 92, N91, N92.

If you can not find the information you need please get in touch for support and help!



travel@swansea.ac.uk or
j.cornelius@swansea.ac.uk

COMMUNITY LIAISON TEAM

The students of Swansea are also residents in their local communities. Community@CampusLife promotes positive engagement between students and the local community.

Steph Standen

Community Liaison Officer



Iestyn Dallimore

Marketing & Evaluation Assistant

Gosia Balcerzak

Community Liaison Assistant



community.campuslife@swansea.ac.uk

HALLS TO HOUSE CHECK LIST



Before you move in:

- Check rubbish collection days
- Check whether you need insurance for your belongings
- Familiarize yourself with the recycling guide
- Consider who needs to know your updated address (bank etc)
- Read through your tenancy agreement
- Get a TV License
- Register your term address at MyUniHub
- Create a budget for monthly expenses e.g. bills, rent, shopping
- Compile a list of emergency contacts including your landlord

Get to know your local area:

- Find a local charity shop - donate unwanted items or find a bargain
- Find out where your nearest shop is for grocery shopping
- Find out about local initiatives and community groups

When you move in:

- Introduce yourself to your new neighbours
- Apply for council tax exemption (if needed)
- Ensure you are aware of where your deposit is kept
- If paying a summer retainer, see if you are allowed to stay in the property
- Make sure all of the above is secured in writing!
- Make sure you are aware who is paying bills
- Check your accommodation and report any discrepancies. Take pictures!
- Organise Wi-Fi for the house, this is not always included as standard!
- Submit and take note of your meter readings
- Check the UniBws Network to plan travel to/from campus
- Register to vote and ensure you have a valid form of ID



NEIGHBOURLY AWARD

Community @CampusLife is hosting the Neighbourly Award for students nominated by Swansea residents for their contribution to the community and exemplary neighbourly behaviour.

Swansea University aims to encourage students to be valuable members of society and promote positive community relations.

Above all, be the neighbour you'd like to have.

Are you considering the below when living in your community? If so, you can win a gift from the University to show our appreciation.



Get to know your neighbours

Be aware and considerate of your noise throughout the day and night



Organise and dispose of your waste appropriately and responsibly

Become an active member of your community

