

Please make sure that you are using this guide in conjunction with the comprehensive information about making a Student Route visa application which is provided on the [VISA Advice website](#).

Whilst this guide may appear long, it is mainly composed of screenshots of the application form, and it intends to cover all eventualities and questions. Your own application form will not be this long because you will only be asked the questions which apply to you. Using this Guide should reassure you that the information you are putting in is correct.

If you are an EU/EEA/Swiss or a 'low risk' student, you may find that the online application form will ask you a few different questions and invite you to verify your identity via the IDV app (if you can do so on your computer or phone) DON'T WORRY this is normal. We do not have the screenshots/questions relating to the app in this Guide. However, you should still find the majority of these question helpful as you go through the form.

Completing the online Student application form overseas

Go to this webpage: <https://www.gov.uk/student-visa/apply> - You should now see the following screen: select 'Start now'

Apply

You must apply online for a Student visa.

Check which [documents you'll need to apply](#).

Apply outside the UK

As part of your application, you'll need to prove your identity. How you do this depends on where you're from and what type of passport you have.

You'll either:

- give your fingerprints and a photograph (biometric information) at a [visa application centre](#)
- use the 'UK Immigration: ID Check' app to scan your identity document - you'll also create or sign into your UK Visas and Immigration (UKVI) account

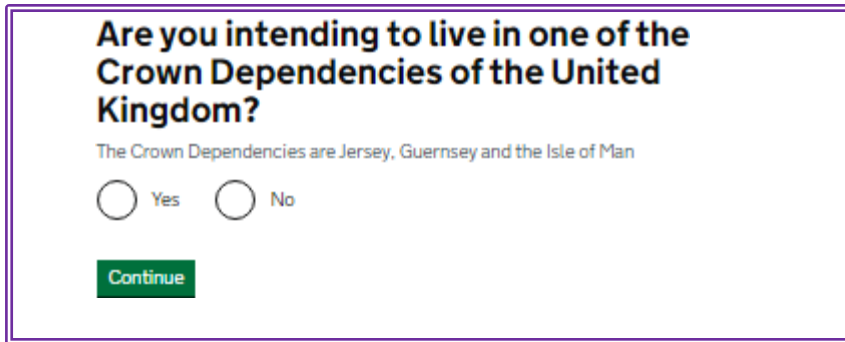
You'll be told what you need to do when you apply.

Once you've started your application, you can save your form and complete it later.

Start now >



You'll see this screen next: select 'No' if you will not be living in Jersey, Guernsey or the Isle of Man



Are you intending to live in one of the Crown Dependencies of the United Kingdom?

The Crown Dependencies are Jersey, Guernsey and the Isle of Man

☐ Yes ☐ No

Continue

You will then see this screen: select '**No**' if you don't have an EU/EEA or Swiss passport and '**Yes**' if you do. If you select '**Yes**' you will be taken to a page with more information about the '**UK Immigration: ID Check**' app. For the purposes of these FAQs, we have gone through the form as if '**No**' has been selected.



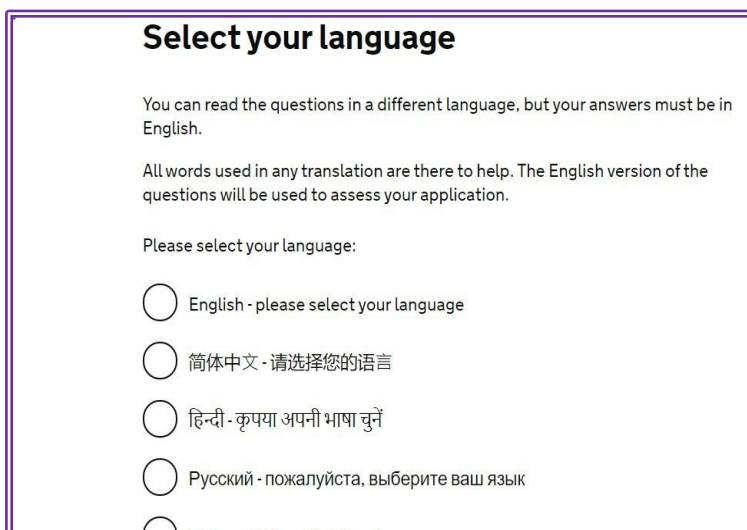
Do you have a current EU, EEA or Swiss passport?

The EEA includes the EU countries and Iceland, Liechtenstein and Norway

☐ Yes ☐ No

Continue

Once you have selected '**No**' you will be asked to select your language on the next screen:



Select your language

You can read the questions in a different language, but your answers must be in English.

All words used in any translation are there to help. The English version of the questions will be used to assess your application.

Please select your language:

☐ English - please select your language

☐ 简体中文 - 请选择您的语言

☐ हिन्दी - कृपया अपनी भाषा चुनें

☐ Русский - пожалуйста, выберите ваш язык

☐ ...

You will then be asked to confirm your visa type on the next screen: select **'Student'**

Confirm your visa type

Confirm what type of visa you want to apply for from the options below. If you are not sure, use the [check if you need a UK visa tool](#), or see the [visas and immigration guidance pages](#) for information.

- ☐ Visit or transit visa
- ☐ Tier 1 (Investor)
- ☐ Tier 1 (Entrepreneur)
- ☐ Skilled Worker visa
- ☐ British Nationals (Overseas) visa
- ☐ Tier 2 (Sportsperson) visa
- ☐ Tier 2 (Minister of Religion) visa
- ☐ Intra-Company Transfer and Graduate Trainee
- ☐ Frontier Worker
- ☐ Short-term student visa
- ☒ Student
- ☐ Child Student
- ☐ Tier 5 (Temporary Worker) visa - Charity Worker
- ☐ Tier 5 (Temporary Worker) visa - Creative and Sporting

Select a country to provide your biometrics

To complete your application, you must make arrangements to provide your biometrics (fingerprints and facial photograph) with our commercial partner, which may involve attending one of their centres. You will be able to see the options available to you after you have completed your application and continue to our commercial partner's website.

Enter the country in which you are making your application and wish to provide your biometrics

[► Can I enter any country?](#)

Start typing the name of the country where you will be applying from. You can only apply in the country where you usually live or in your country of nationality. You can't apply for a Student visa if you are in another country as a visitor (e.g. if you are on holiday).

As you begin typing, suggestions will appear and you can click on your country. Once you have selected your country, click **'Next'**.

The next screen will explain the options for the visa application centres where you can submit your biometric information. There isn't a visa application centre in every country, so you may need to travel to a nearby country to submit biometrics.

You will need to confirm if you can attend an appointment at one of the available options. If you select **'I am unable to travel to a location in my selected country or a redirected country'**, the form will then ask which country you are able to attend an appointment in. You are responsible for checking if you are actually able to submit an application in that country. If you are unsure please [contact the VISA Advice Team](#) for advice.

Once you have confirmed that **'I can travel to a location in my selected country'**, you'll see this screen:

Student visa

Use this form to apply from outside the UK for a Student visa.

You cannot add family members ('dependants') to this application. You must complete a [separate form](#) for your dependants.

Before you apply

Before you start your application, [read the guidance](#) on:

- eligibility
- how to apply and required documents
- fees

How long it takes you to complete the application will depend on your particular situation. You will be able to save your application and come back to it at another time if you need to.

If you are inactive for 25 minutes you will be automatically logged out.

How we use your data

The Home Office will use the personal information you provide to decide whether to grant your application. We may also share your information with other public and private sector organisations in the UK and overseas. For more detail please see the [Privacy Notice for the Border, Immigration and Citizenship system](#). This also sets out your rights under the Data Protection Act 2018 and explains how you can access your personal information and complain if you have concerns about how we are using it.

Apply now

Read the instructions and make sure you've read the guidance before attempting to apply online. Click on the **'Apply now'** button to proceed.



Register an email

Coronavirus (COVID-19): Disruption to this service

Most UK Visa Application Centres have resumed services where local restrictions allow. To check availability of local services, contact:

- [TLS contact](#) if you are in Europe, Africa and parts of the Middle East
- [VFS global](#) for all other countries

Priority and Super Priority services are only available in some locations. If available, you will be able to purchase these services when booking your appointment.

There are changes at the border because of coronavirus (COVID-19). You are advised to consider [border control guidance](#) and any current [travel bans](#) before you apply for a visa.

If you are applying for a visitor visa from a country where travel to the UK is suspended, your application decision may be delayed. Check [here](#) for further details.

Enter an email address and password so you can save your answers. You will then be emailed a unique link to let you log back in to your application at a later point, if needed.

Throughout your application, you can select the option to 'Return to this application later' in order to re-send the link to your latest saved application.

Email address

Create a password

Your password must be 8 characters or longer and include a letter and a number or symbol.

Repeat your password

Save and continue

Ensure that your email address is correct and that it is an account that you use and check regularly. Choose a password that you will remember easily and then click **'Save and continue'**. On the following screens you will need to confirm whether this is your email address or someone else's.



We may use email to contact you about your application, for example, we may contact you for further information, or send a decision on your application by email. We may also use email to contact you about your immigration status after your application has been decided.

You must notify us immediately if the contact email addresses you provide as part of this application change.

ssc.isvat@lse.ac.uk

If your email is wrong, click [here](#) to change it.

Who does this email address belong to?

☐

You

☐

Someone else

Save and continue

[Return to this application later](#)

Check the email address is correct and confirm who it belongs to.



Do you have another email address?

☐

Yes

☐

No

Save and continue

[Return to this application later](#)

► [Show and edit answers](#)

If you have another email address you use regularly you can choose to provide it here.



Your telephone number

We may contact you by telephone if we have any further questions about your application, or about your immigration status after your application has been decided.

You must notify us immediately if the contact telephone number(s) you provide as part of this application change.

Provide your telephone number

Include the dialling code. You will be able to add any additional telephone numbers after you click 'Save and continue'.

Where do you use this telephone number?

You can select more than one option

☐

For use whilst in the UK

☐

For use whilst out of the UK

Select whether this is your home, mobile or work telephone number

You can select more than one option

☐

Home telephone number

☐

Business telephone number

☐

Mobile telephone number

Save and continue

[Return to this application later](#)

► [Show and edit answers](#)

Include your telephone number here. You should specify whether it is for use inside or outside the UK and whether it is a home, business or mobile number. The UKVI may contact you by phone to discuss your application.

You will also be asked whether you have any other telephone numbers on the next screen. If you have another telephone number, choose 'Yes'. If you only have one telephone, please select 'No'



Contacting you by telephone

Are you able to be contacted by telephone?

- ☒ I can be contacted by telephone call and text message (SMS)
- ☐ I can only be contacted by telephone call
- ☐ I can only be contacted by text message (SMS)
- ☐ I cannot be contacted by telephone call or text message (SMS)

Save and continue

Cancel

[Return to this application later](#)

[▶ Show and edit answers](#)

Sometimes the UKVI may need to contact you by phone about your application. You can state here whether they can contact you by phone. If you choose, I cannot be contacted by phone or text, you will be asked to explain why.



Scholarships

Coronavirus (COVID-19): Disruption to this service

Most UK Visa Application Centres have resumed services where local restrictions allow. To check availability of local services, contact:

- [TLS contact](#) if you are in Europe, Africa and parts of the Middle East
- [VFS global](#) for all other countries

Priority and Super Priority services are only available in some locations. If available, you will be able to purchase these services when booking your appointment.

There are changes at the border because of coronavirus (COVID-19). [Check what you need to do before you travel](#).

Do you have a Marshall, Chevening or commonwealth scholarship?

Check the [postgraduate scholarship guidance](#), if you do not know.

- ☐ Yes ☐ No

Save and continue

If you are a Marshall, Chevening or Commonwealth Scholar choose yes. Only students with these types of scholarships should choose 'yes' for this question.



Quick application form navigation tips:

- Please note that you can save your application and return to it later if you wish. Just click on **'Return to this application later'**. You should then receive an email which contains a direct link for you to use to access your application again later.
- If you'd like to check your previous answers at any stage, you can click **'Show and edit answers'**. You'll be able to see the answers you've provided so far and amend them if necessary by clicking on 'Change' next to the relevant questions.
- If you want to go back to the previous screen, you can click the **'Back'** button underneath where it says **'Start'** near the top left of the screen below the gov.uk banner from the next page onwards.

Your Confirmation of Acceptance for Studies

Do you have a Confirmation of Acceptance for Studies (CAS) number?

☒ Yes ☐ No

Confirmation of Acceptance for Studies reference number

Save and continue

[Return to this application later](#)

[▶ Show and edit answers](#)

If you are applying for a Student Route visa for Swansea University, you need a CAS number. It is a 14 digit reference number made of letters and numbers, e.g. E4G1AB2C34D5E6. You can find out how you will receive your CAS on the [Swansea University Admissions web page](#) (new students) or via [MyUniHub](#) (continuing students).

You cannot use a CAS number twice, so if you have already used your CAS in a visa application had a decision made on it (e.g. a refusal), you will need to obtain a new CAS number. **If you reapply using the same CAS you will receive a refusal.**

Answer **'Yes'** and enter your CAS number accurately.

N.B. It is possible to click **'No'** here and to continue to fill in the form as much as you can. You will need to save the form. You can enter the CAS number at a later date when you have received it.



Enter your name as shown on your passport or travel document. Use the English spelling of your name where provided.

You must tell us your full name.

Given name(s)

Your given name is usually your first name. If you have middle names, include these with your given name. If your name has a suffix (e.g. Jr), include this with your given name. If you have a patronymic name, include it with your given name. You must tell us all your given names.

Family name

Your family name is the surname shared by your family.

[▶ I do not have a current passport or travel document](#)

Save and continue

Put all of your first and middle names in the **'Given names'** box. Put your surname in the **'Family name'** box.

If you only have one name (you don't have both a given and family name), click on the link **'I cannot enter my name using a current passport or travel document'**. Once you have clicked on this option, you will be able to click on the link **'I do not have both a given and family name'**. You can then enter your name.

On the next page, you will be asked if you have been known by any other name. If you have been known by another name, choose **'Yes'** and enter the name on the next page.



Any other names

Coronavirus (COVID-19): Disruption to this service

Most UK Visa Application Centres have resumed services where local restrictions allow. To check availability of local services, contact:

- [TLS contact](#) if you are in Europe, Africa and parts of the Middle East
- [VFS global](#) for all other countries

Priority and Super Priority services are only available in some locations. If available, you will be able to purchase these services when booking your appointment.

There are changes at the border because of coronavirus (COVID-19). [Check what you need to do before you travel.](#)

In addition to the names already provided, are you now or have you ever been known by another name?

You must provide all your names. For example, if you changed your name after marriage or have a different name that you use for professional purposes.

☐ Yes ☐ No

If you have been known by any other names you can state them here e.g. if your name on your degree certificate is different/you have changed your name.



Your gender and relationship status

What is your gender, as shown in your passport or travel document?

- ☐ Male
- ☐ Female
- ☐ Unspecified

What is your relationship status?

Save and continue

[Return to this application later](#)

► [Show and edit answers](#)

You need to state your gender and relationship status here. If you do not identify as male or female, you can use '**Unspecified**'.

You must be accurate about your relationship status in the application form. You will be asked about your partner (if applicable) later in the form.



Your address

Address

Town/City

Province/Region/State

Postal code (if applicable)

Country

Is this address also your correspondence address?

We may use this address to contact you about your application, including after it has been decided.

- ☐ Yes ☐ No

Save and continue

You need to enter your address here. If you also have a different correspondence address, then please select '**No**' and enter your correspondence address in this screen.



About this property

How long have you lived at this address?
Select a unit of time and enter a value

What is the ownership status of your home?

- ☐ I own it
- ☐ I rent it
- ☐ Other

Save and continue

[Return to this application later](#)

► [Show and edit answers](#)

In this screen you need to confirm how long you have lived at your address and the ownership status. If you have lived at the property for less than 2 years, you will be asked for your previous address history.

If you do not own or rent your property, for example, if you are living with your parents or family, please select '**Other**' -you will then need to explain your circumstances in the free text box.



Your passport



You must use your passport or travel document to complete this section.

Passport number or travel document reference number

Issuing authority

On your passport or travel document this could also be referred to as 'country of issue' or 'place of issue'.

Issue date

Enter date in the format DD MM YYYY

Day Month Year

Expiry date

Enter date in the format DD MM YYYY

Day Month Year

Your identity card

Do you have a valid national identity card?

This includes identity cards, issued from non-UK governments. This does not include driving licences. If you have an internal passport, provide the details here.

☐ Yes ☐ No

Save and continue

Your nationality, country and date of birth

Country of nationality

Enter your country of nationality or citizenship, as shown on your passport or travel document. If you have previous or additional nationalities or citizenships, you will be able to add these later in the application.

Country of birth

Place of birth

Enter your place of birth (for example, the city or province), as shown on your passport or travel document.

Date of birth

Enter date in the format DD MM YYYY

Day Month Year

Save and continue

IMPORTANT: The passport you use for your application must match the passport information on your CAS. If you have obtained a new passport since your CAS was issued, you must inform the team who created your CAS. Incorrect passport details on the CAS can lead to a refusal and it is your responsibility to make sure this information is correct.

You must enter accurate details of a valid passport that you intend to use to apply for your visa and to travel to the UK. If you are a dual national, you must choose which nationality you want your visa to be linked to. If you are a dual national, British Citizen you should not apply for a Student Visa.



If your country issues national identity cards, you must enter the number here after selecting 'Yes'. If your country doesn't issue national identity cards, select 'No' and then 'Save and Continue'.



You must declare the nationality of the passport you will use to apply for your visa. Enter your date, country and place of birth accurately.

If you hold more than one nationality, you will need to enter these details on the next screen.



Your other nationalities

Do you currently hold, or have you ever held, any other nationality or citizenship?

You must provide all the nationalities that you currently hold or have ever held.

☐ Yes ☐ No

Save and continue

[Return to this application later](#)

You **must** enter details of all other nationalities that you hold or have ever held. You will then be asked whether valid passports and ID cards have for these nationalities. If you do have valid passports / ID cards, you will need to enter these details on the form.

Next you may be asked about your immigration status if you are not applying in your country of nationality.



Previous evidence of English language ability

Coronavirus (COVID-19): Disruption to this service

Most UK Visa Application Centres have resumed services where local restrictions allow. To check availability of local services, contact:

- [TLS contact](#) if you are in Europe, Africa and parts of the Middle East
- [VFS global](#) for all other countries

Priority and Super Priority services are only available in some locations. If available, you will be able to purchase these services when booking your appointment.

There are changes at the border because of coronavirus (COVID-19). [Check what you need to do before you travel](#).

Have you provided evidence of your English language ability in a previous application?

You must have provided evidence that you either:

- scored level B1, B2, C1 or C2 on an approved English language test which assessed your reading, writing, speaking and listening skills
- have a degree which was taught in English
- have an English GCSE, A level or Scottish National 4 or 5, Higher, or Advanced Higher qualification

☐ Yes ☐ No

Save and continue

If you have previously been granted a Tier 4/Student visa and have proven your ability to meet the requirements listed, choose **yes**. If not, choose **No**.

Spoken language preference

We may have to talk to you about your application. Which language would you prefer to use?

☐ English

☐ Other

Save and continue

[Return to this application later](#)

You are expected to be able to speak English to degree level standard, therefore you should be able to select '**English**'. Please be aware that you may be interviewed at your visa appointment and will be required to answer questions in English



English qualification from a UK school

Coronavirus (COVID-19): Disruption to this service

Most UK Visa Application Centres have resumed services where local restrictions allow. To check availability of local services, contact:

- [TLS contact](#) if you are in Europe, Africa and parts of the Middle East
- [VFS global](#) for all other countries

Priority and Super Priority services are only available in some locations. If available, you will be able to purchase these services when booking your appointment.

There are changes at the border because of coronavirus (COVID-19). [Check what you need to do before you travel](#).

Do you have an English language or literature qualification from a UK school?

This must be from a school you attended when you were under 18. You will need to provide your exam certificate.

You can use a GCSE, A level, National 4 or 5, Higher, or Advanced Higher qualification.

☐ Yes ☐ No

Save and continue

You should answer '**No**' to this question unless this is how your English language was assessed by Swansea University as stated on your CAS. This will usually only apply to undergraduate students.



English language assessment

Coronavirus (COVID-19): Disruption to this service

Most UK Visa Application Centres have resumed services where local restrictions allow. To check availability of local services, contact:

- [TLS contact](#) if you are in Europe, Africa and parts of the Middle East
- [VFS global](#) for all other countries

Priority and Super Priority services are only available in some locations. If available, you will be able to purchase these services when booking your appointment.

There are changes at the border because of coronavirus (COVID-19). [Check what you need to do before you travel](#).

Are you coming to the UK to study at a higher education provider with a track record of compliance?

[See the Register of Student sponsors](#) to confirm whether a Higher Education Provider has a track record of compliance. A Higher Education Provider with a track record of compliance will have the status 'Student Sponsor - Track Record'.

☐ Yes ☐ No

Save and continue

Answer '**Yes**' to this question because Swansea University is a Higher Education Provider with a Track Record of Compliance

You will then be asked whether your CAS indicates that your English Language ability was assessed by your institution or whether you are a 'gifted' student. Check your CAS. If you are applying for a visa to study at degree level or above, the answer should be '**Yes**' as Swansea University should have assessed your English language level.

If you are applying for a Student visa for a Pre-sessional English Language course and have had to take a UKVI SELT, you will need to declare this.

Does your Confirmation of Acceptance for Studies (CAS) statement indicate that your English language ability was assessed by your institution or that you are a 'gifted' student?

☐ Yes ☐ No

Your Current Partner

Use your partner's passport or travel document, if they have one, to complete this section

Given names

Family name

Date of birth

Enter date in the format DD MM YYYY

Day Month Year

Country of nationality

Do they currently live with you?

☐ Yes ☐ No

Will they be travelling with you to the UK?

☐ Yes ☐ No

Save and continue

If you indicated that you had a partner earlier in your application, you must provide details here, **even if they are not coming to the UK with you.**



People financially dependent on you

Does anyone rely on you for financial support?
Include both those travelling with you and those who are not.
This could include:

- children under 18
- children over 18 who live with you at home
- children who you look after all the time
- older relatives who need you for accommodation or other support

☐ Yes ☐ No

▶ Will these dependants be included in my application?

[Save and continue](#)

[Return to this application later](#)

▶ Show and edit answers

If you have anyone that is financially dependent on you, please include their details in this section. You must include their details **whether they will be coming to the UK with you or not.**



Give details about 2 of your parents.

▼ [What if I do not have my parents' details?](#)

☐ I do not have my parents' details

What is this person's relationship to you?

☒ Mother

☐ Father

Given names

Family name

If they do not have both a given and family name, enter their name(s) in the Given names field.

Date of birth

Enter date in the format DD MM YYYY

Day Month Year

Country of nationality

Have they always had the same nationality?

☒ Yes ☐ No

[Save and continue](#) [Cancel](#)

You'll need to provide details of your parents in this section, including information about their nationality.

If you don't have your parents' details (e.g. because you do not know your parents), please click on the heading **'What if I do not have my parents' details?'**. You'll then be able to tick a box to confirm that. Please do not do this if you have parents but do not have their details with you at that time, you'll need to ask your parents for the details before continuing with the form.

If you only have one parent, you should enter the details of that parent only and tick the box confirming that you only have the details of one parent.



Family who live in the UK

Do you have any family in the UK?

This includes:

- immediate family - such as spouse, civil partner, parents or children
- grandparents or grandchildren
- your spouse or civil partner's family
- your child's spouse, civil partner or partner
- your partner, if you have lived with them for 2 out of the last 3 years

☐ Yes ☐ No

[Save and continue](#)

You'll need to declare if you have any close family members who live in the UK. If your answer is yes, you must provide the following information on the next page: you do not need to include details of non-immediate family. There is a list of family relationships on the next screen, and you will need to select the appropriate relationship in relation to the family member you are declaring.

About your relative

Their relationship to you

Given names

Family name

Nationality

What permission do they have to be in the UK?

Ask your relative for the answer if you do not know it.

- ☐ They have a temporary visa
- ☐ They are in the UK permanently
- ☐ They do not have a visa and are not in the UK permanently
- ☐ I cannot contact my relative

Other relatives who live in the UK

Do you have any other relatives who live in the UK?

- ☐ Yes ☐ No

Save and continue

If you have more than one relative in the UK, you should answer **'Yes'** on the next screen (below), and you'll fill in the (above) information again with their details.



Travelling as part of an organised group

Will you be travelling to the UK as part of an organised group?

This include travel companies or sports, work, or study groups.

- ☐ Yes ☐ No

Save and continue

Swansea University Student Visa holders do not usually travel to the UK as part of an organised group, so your answer is likely to be **'No'**.

Please note: that taking advantage of the University's Meet and Greet services does not count as travelling in a group.

Travelling with another person

Will you be travelling to the UK with someone who is not your partner, spouse, or dependant?

- ☐ Yes ☐ No

Save and continue

This refers to anyone who intends to travel to the UK with you apart from your partner, spouse or dependant. If you will be travelling to the UK with someone, you will need to provide details of their name, nationality and relationship to you in this section. It does not matter if they have not yet applied for a visa, you must still provide their detail.

If you are travelling on your own, click **'No'** and save and continue.

Staying with family

Who will you be staying with in the UK?

Choose only one person if your family lives at the same address. If you will not be staying with family, click 'save and continue'.

☐

► [I will be staying with another family member \(for example an aunt, uncle or cousin\)](#)

Save and continue

The name of any family member you previously declared as being in the UK will be shown in the screen above. If you will stay with that family member, click in the box. You'll then need to provide further details of the arrangement, such as the address.

You can also declare if you are staying with a different family member in the UK.

If you don't intend to live with them while you're in the UK, you should just click '**Save and continue**'.

The next question will ask if you know where you will be staying in the UK



Where you will stay in the UK

Do you know where you will be staying in the UK?

☐

Yes

☐

No

Save and continue

[Return to this application later](#)

If you have already made accommodation arrangements and have the address where you will be staying, you should select '**Yes**'. You will need to enter further details on the next screen, where you will need to explain the type of accommodation e.g. halls of residence, private flat. You will also be asked for the date you will arrive at that address and the date when you will leave. If you will not be at that address for the whole of your time in the UK, you will be asked to enter details of other accommodation. It is fine if you have not yet arranged this.

If you don't yet have an address for where you will be staying when you arrive in the UK that is fine, (there is no requirement for you to have confirmed accommodation at the point you apply for the visa), you can select 'No' and you'll see the following screen.

Accommodation plans in the UK

Where do you plan to stay in the UK?

Give as much detail as possible of where you intend to stay, for example in a hotel, private housing, or with friends.

Maximum of 500 characters

Save and continue

[Return to this application later](#)

In the free text box, you can explain your plans. It is fine if you have applied for university accommodation but have not yet received an allocation, you can explain that here. You can give further details if you are still searching for private accommodation or if you intend to stay in a hotel/with friends/family initially while you look for accommodation. Not having accommodation is not a reason for visa refusal. You can then click '**Save and continue**'



UK travel history

Have you been to the UK in the past 10 years?

☐

Yes

☐

No

Save and continue

[Return to this application later](#)

► [Show and edit answers](#)

You should declare whether you have travelled to the UK within the last 10 years.

If you have been to the UK in the last 10 years, you will need to declare how many times you have been to the UK.

If you are not sure how many times you have been to the UK in the last 10 years, please provide an estimate. If you have been to the UK, you will be asked to provide details of up to 3 visits in the next screen.

Your previous time in the UK

Select why you were in the UK:

☐

Tourism (including visiting family and friends)

☐

Work

☐

Study

☐

Transit (travelling through the country)

☐

Other reason

Date you arrived in the UK

Enter date in the format MM/YYYY

Month Year

How long were you in the UK?

Select a unit of time and enter a value

Save and continue

[Return to this application later](#)

► [Show and edit answers](#)

We are aware that the application form appears to only be asking if you have previously held a UK visa in the last 10 years if you state that you have not been to the UK in the last 10 years. This may be a glitch in the form. Therefore, if you have held a UK visa in the last 10 years, we advise that you give the details of the visa(s) you have held in the '**Additional Information**' section of the application form whether or not you used the visa to travel to the UK.



Medical treatment in the UK

Coronavirus (COVID-19): Disruption to this service

Most UK Visa Application Centres have resumed services where local restrictions allow. To check availability of local services, contact:

- [TLS contact](#) if you are in Europe, Africa and parts of the Middle East
- [VFS global](#) for all other countries

Priority and Super Priority services are only available in some locations. If available, you will be able to purchase these services when booking your appointment.

There are changes at the border because of coronavirus (COVID-19). You are advised to consider [border control guidance](#) and any current [travel bans](#) before you apply for a visa.

If you are applying for a visitor visa from a country where travel to the UK is suspended, your application decision may be delayed. Check [here](#) for further details.

Have you ever been given medical treatment in the UK?

For example, if you visited a doctor, clinic or hospital, this counts as having medical treatment

☐

Yes

☐

No

Save and continue

You should declare whether you have previously had medical treatment in the UK and whether you were told that you had to pay for this. This includes visiting a GP, a specialist or hospital treatment at A and E or as an in-patient.

You should give the details of the treatment you received on the next screen; these should be as accurate as possible. If you no longer have this information, you should try to find out where you received the treatment and contact them directly for more information.

UK leave to remain

Coronavirus (COVID-19): Disruption to this service

Most UK Visa Application Centres have resumed services where local restrictions allow. To check availability of local services, contact:

- [TLS contact](#) if you are in Europe, Africa and parts of the Middle East
- [VFS global](#) for all other countries

Priority and Super Priority services are only available in some locations. If available, you will be able to purchase these services when booking your appointment.

There are changes at the border because of coronavirus (COVID-19). You are advised to consider [border control guidance](#) and any current [travel bans](#) before you apply for a visa.

If you are applying for a visitor visa from a country where travel to the UK is suspended, your application decision may be delayed. Check [here](#) for further details.

Have you applied for leave to remain in the UK in the past 10 years?

☐ Yes ☐ No

[What is leave to remain?](#)

Save and continue

This question asks whether you have any applied for a UK visa from inside the UK to remain in the UK. Please confirmed if you have ever applied for a UK visa from inside the UK



National Insurance numbers

Coronavirus (COVID-19): Disruption to this service

Most UK Visa Application Centres have resumed services where local restrictions allow. To check availability of local services, contact:

- [TLS contact](#) if you are in Europe, Africa and parts of the Middle East
- [VFS global](#) for all other countries

Priority and Super Priority services are only available in some locations. If available, you will be able to purchase these services when booking your appointment.

There are changes at the border because of coronavirus (COVID-19). You are advised to consider [border control guidance](#) and any current [travel bans](#) before you apply for a visa.

If you are applying for a visitor visa from a country where travel to the UK is suspended, your application decision may be delayed. Check [here](#) for further details.

Do you have a UK National Insurance number?

☐ Yes ☐ No

Save and continue

A National Insurance number is a number you need to be able to work in the UK. If you have never lived or worked in the UK before you will not have a National Insurance number. Not having a number will not affect your visa application.

Driving licence

Coronavirus (COVID-19): Disruption to this service

Most UK Visa Application Centres have resumed services where local restrictions allow. To check availability of local services, contact:

- [TLS contact](#) if you are in Europe, Africa and parts of the Middle East
- [VFS global](#) for all other countries

Priority and Super Priority services are only available in some locations. If available, you will be able to purchase these services when booking your appointment.

There are changes at the border because of coronavirus (COVID-19). You are advised to consider [border control guidance](#) and any current [travel bans](#) before you apply for a visa.

If you are applying for a visitor visa from a country where travel to the UK is suspended, your application decision may be delayed. Check [here](#) for further details.

Do you have a UK driving licence?

☐ Yes ☐ No

Save and continue

Confirm whether you hold a UK driving licence.



Have you received any public funds (money) in the UK?

This includes benefits for people on low incomes, housing or child benefit

☐ Yes ☐ No

Save and continue

You must declare whether you have received any public funds in the UK. These are social benefit payments, and this is usually a **No**



Travel to Australia, Canada, New Zealand, USA or the European Economic Area

How many times have you visited the following places in the past 10 years?

- Australia
- Canada
- New Zealand
- USA
- European Economic Area (do not include travel to the UK)

► Which countries are part of the European Economic Area (EEA)?

☐ Zero
☐ Once
☐ 2 to 5 times
☐ 6 or more times

Save and continue

[Return to this application later](#)

You must declare any travel to these countries in the last 10 years.

If you have been to any of these countries, you'll be required to provide more information about the country, purpose of the visit, date of travel and duration on the next page.

You will need to provide details of your two most recent visits.

If you are a national of these countries, you do not need to declare your visits there as you are living there (unless you are a dual national and it is not your main country of residence).



World travel history

Have you been to any other countries in the past 10 years?

Do not include visits to the UK, USA, Canada, Australia, New Zealand, or the European Economic Area.


► Which countries are part of the European Economic Area (EEA)?

☐ Yes ☐ No

Save and continue

[Return to this application later](#)

In this section, you need to provide details of travel to any other countries within the last 10 years. You'll be required to provide more information about the country, purpose of the visit, date of travel and duration on the next page. You should attempt to provide information as accurately as you can. If there is not enough space for all your travel you can include an additional sheet of paper with this information.



Your planned travel information

Date you plan to arrive in the UK

Enter date in the format DD MM YYYY

Day Month Year

► Why is this information important?


Save and continue

[Return to this application later](#)

► Show and edit answers

The earliest you can travel to the UK is **30 days before the course start date on the CAS or seven days before your intended date of travel whichever is later**, if you are studying a course of more than 6 months or a pre-sessional English course. You can enter any date within the month before your course start date. Your temporary visa sticker validity will be based on your intended date of travel; it will be valid for 90 days either from 1 month before the course start date or from 7 days before the intended date of travel, whichever is later. (The vignettes are 90 days due to COVID – generally they were only 30 days),

If your course duration on the CAS is less than 6 months, you will only be able to come to the UK from 7 days before the course start date on the CAS. Further information about travel and timings can be found on the [VISA Advice application website](#)



Immigration history

For either the UK or any other country, have you ever been:

- Refused a visa
- Refused entry at the border
- Refused permission to stay or remain
- Refused asylum
- Deported
- Removed
- Required to leave
- Excluded or banned from entry

☐ Yes ☐ No

Save and continue

[Return to this application later](#)

► Show and edit answers

If you have never faced any immigration problems, then please select '**No**'

If you have faced any of these issues, please select '**Yes**'. You will be required to provide more details on the next screen (see further information below)

You must declare if you have had any immigration issues for the UK or any other country in the world. This may not affect your visa application for the UK, but it will depend on the issue you faced e.g. illegal working may mean that the UKVI will think you will risk working whilst in the UK. However, you must be honest with your answers as the UKVI can check this.

When it asks if you were required to leave, this means that you have been formally required to leave a country by the country's authorities. It does not mean just if you left because your visit/visa has ended.

If you have ever had a UK visa that has been curtailed (shortened) due to a change in your circumstances, you do not need to answer **'Yes'** to this question, but you could include further details of the curtailment in the **'Additional Information'** section of the application form.

Once you have given details of the immigration problem you faced, you will be asked whether you have faced any other immigration problems. If you have not, select **'No'**.

If you have faced more than one issue, select **'Yes'** and complete the information again. Please ensure that you do complete this section accurately. Failure to declare immigration issues can impact on your visa application, particularly if you fail to declare a previous visa refusal. Failure to declare a refusal can lead to a ban on immigration applications to the UK.

Breach of UK immigration law

Have you ever:

- entered the UK illegally
- remained in the UK beyond the validity of your visa or permission to stay
- breached the conditions of your leave, for example, worked without permission or received public funds when you did not have permission
- given false information when applying for a visa, leave to enter, or leave to remain
- breached UK immigration law in any other way

☐ Yes ☐ No

[Save and continue](#)

[Return to this application later](#)

[▶ Show and edit answers](#)

Confirm whether you have ever breached any of the laws listed. If you answer **'Yes'** you will be asked to include details of the breach on the next screen.



Convictions and other penalties

At any time have you ever had any of the following, in the UK or in another country?

Only select one answer at a time. If you need to give more than one answer, you can do so on another page.

- ☐ A criminal conviction
- ☐ A penalty for a driving offence, for example disqualification for speeding or no motor insurance
- ☐ An arrest or charge for which you are currently on, or awaiting trial
- ☐ A caution, warning, reprimand or other penalty
- ☐ A civil court judgment against you, for example for non payment of debt, bankruptcy proceedings or anti-social behaviour
- ☐ A civil penalty issued under UK immigration law
- ☐ No, I have never had any of these

You must tell us about spent as well as unspent convictions. You must tell us about any absolute or conditional discharges you have received for an offence.

[Save and continue](#)

[Return to this application later](#)

[Show and edit answers](#)

On this screen, you will need to declare if any of these apply to you, whether they are spent or unspent. If you need to declare a conviction or are awaiting trial, please contact us for advice, using our contact details at the end of this guide. If you are required to declare a conviction or penalty, you will have to provide further details on the next page, so please ensure that you have that information to hand.

On the pages following this, you will be asked whether you have ever been involved in the following:

- War Crimes
- Involved with Terrorist activities or organisations
- Held terrorist views
- Extremist Organisation
- Expressed Extremist views

You should read all of the guidance on each screen and will need to click in the box to confirm that you have read this.

You will then need to declare that you are a person of good character or include any information regarding your character which you wish to make the UKVI aware of.

Your employment history

Have you ever worked for any of the following types of organisation?

Include information for any paid or unpaid work. Select all that apply.

- ☐ Armed Forces (career)
- ☐ Armed Forces (compulsory national or military service)
- ☐ Government (including Public or Civil Administration and non-military compulsory national service)
- ☐ Intelligence services
- ☐ Security organisations (including police and private security services)
- ☐ Media organisations
- ☐ Judiciary (including work as a judge or magistrate)
- ☐ I have not worked in any of the jobs listed above

[Save and continue](#)

[Return to this application later](#)

[Show and edit answers](#)

If you have ever worked in the industries listed (including as an intern), you'll need to select the relevant option. Once you click in one of the boxes, a free text box will appear for you to provide further information about that work. We recommend that you provide brief details of the job title, scope of work and dates that you worked in that organization.



Sponsor licence number and address

This information is on your Confirmation of Acceptance for Studies (CAS) statement, or contact your sponsor to get their licence number.

What is your sponsor licence number?

18UEHPGX4

Sponsor's address

Town/City

Postcode

Save and continue

These details will be provided on your CAS, **please make sure the address you write here and the one on your CAS match.**


Swansea University Sponsor Licence number is: 18UEHPGX4

University address details:

Swansea University
Singleton Park
Swansea
SA2 8PP

OR

Swansea University
Bay Campus
Swansea
SA1 8EN



Swansea University is a Higher Education Provider with a track record of compliance.



Place of Study

Coronavirus (COVID-19): Disruption to this service

Most UK Visa Application Centres have resumed services where local restrictions allow. To check availability of local services, contact:

- [TLS contact](#) if you are in Europe, Africa and parts of the Middle East
- [VFS global](#) for all other countries

Priority and Super Priority services are only available in some locations. If available, you will be able to purchase these services when booking your appointment.

There are changes at the border because of coronavirus (COVID-19). [Check what you need to do before you travel.](#)

What type of sponsor will you be studying with?

The [Register of Student sponsors](#) sets out what type of sponsor each institution on the register is. A Higher Education Provider with a track record of compliance will have the status 'General Student Sponsor – Track Record'.

- ☐ Independent School
- ☐ Higher Education Provider
- ☐ Higher Education Provider with a track record of compliance
- ☐ Overseas Higher Education Provider
- ☐ Publicly Funded College
- ☐ Private Provider

► [What is the difference between a school and a higher education institution?](#)

Save and continue

Primary site of study


Is this the site where the majority of your study will take place?

Swansea University,
Campus,
Swansea,
SA1

☒ Yes ☐ No

Save and continue

Make sure the address above and on your CAS match and then select 'Yes'



UCAS details


Did you apply for your course through UCAS?

☐ Yes ☐ No

► [What is UCAS?](#)

Save and continue

Only tick the 'Yes' box if you have applied via UCAS. Most overseas Swansea applications will be made by direct entry and will therefore require a 'No' response. However, if you have applied via UCAS- add your UCAS details here.



Academic Technology Approval Scheme (ATAS)

Students of certain sensitive subjects, knowledge of which could be used in programmes to develop weapons of mass destruction or their means of delivery, will need to apply for an ATAS certificate before they can study in the UK. You can [find out if you need an ATAS certificate here](#).


Do you need to obtain permission from the ATAS?

☐ Yes ☐ No

Save and continue

If you require ATAS, you will have received a special 'ATAS email' from the Admissions team around 7-10 days after your offer letter.

Undergraduate study at does not generally require ATAS. There are a few postgraduate courses with ATAS requirements, if this applies to you, you will only be able to apply for your visa when you have received ATAS clearance. There is information about ATAS on the relevant tab on the [VISA Advice webpage here](#). You will need to provide your ATAS reference number here if you are subject to the ATAS requirement and select 'Yes'. Otherwise select 'No'.



Future official financial sponsor

Will you be receiving money from an official financial sponsor for your continuing studies?

☐ Yes ☐ No

► [What is an official financial sponsor?](#)

Save and continue

Your parents, family members, family businesses and friends are not official financial sponsors nor are US Federal loans. If you or your parents or an organisation which does not fit the definition of an official financial sponsor will be funding your studies, you should select 'No'

If you will receive money towards your living costs or tuition fees from an official financial sponsor, you should click 'Yes' and then complete this drop-down box.

If you are being wholly sponsored by an official financial sponsor how will you prove this?

- ☐ My Tier 4 sponsor has confirmed this information on my CAS
- ☐ Letter of official financial sponsorship
- ☒ I am not being wholly sponsored

Wholly sponsored means that all living costs and tuition fees for your studies are paid by an official financial sponsor.

If you will receive a scholarship or bursary from Swansea, it will usually be deducted from fees owing as shown on your CAS.

Other non- Swansea University scholarships are unlikely to be shown on the CAS therefore you will require an official original letter confirming your scholarship and the amount of funds you will receive.

If you will receive some funding but are not wholly sponsored for all tuition and living costs, you should click 'I am not being wholly sponsored'. If you select this option, you will be required to show that you have sufficient funds to cover the remaining living costs and tuition fees which not paid by an official financial sponsor.

Click '**Save and continue**' once you have selected the correct answer for your circumstances.

Course information

Name of sponsor institution (school/college/university)

Course name

Qualification you will get

This is the level of the qualification you will receive at the end of your course.

If you are unsure about the level of your qualification, [find out what qualification levels mean here](#) or ask your sponsor institution.

Are they going to be a student union sabbatical officer?

► What is a student union sabbatical officer?

- ☐ Yes ☐ No

Save and continue

The course name and qualification should be entered **as on your CAS**. The qualification you will get will also be confirmed on your CAS. It may be shown as QCF or NQF instead of RQF, **however it is the same**. For example NQF 7 is the same as RQF 7 / SQF 11 on the application form.

As a guide:

- **RQF6/SCQF9/10 is Bachelors degree level and general course**
- **RQF7/SCQF11 is Masters degree level**
- **RQF8/SCQF12 is PhD level**



Are you going to be a student union sabbatical officer?

▼ [What is a student union sabbatical officer?](#)

A sabbatical officer is a full-time officer elected by the members of a students' union (or similar body such as students' association, students' representative council or guild of students), usually at a higher education establishment such as a university.

- ☐ Yes ☒ No

Save and continue

If you are an elected Sabbatical Officer for SUSU, please click **yes** here and add details.

If you are a new student or if you are continuing on the same programme, you should answer '**No**' and then click '**Save and continue**'.



Course dates

Course start date

Provide the start date of your main course of study, but do not include any other courses you may be taking before.

Enter date in the format DD MM YYYY

Day Month Year

Course end date

Day Month Year

Save and continue

Cancel

[Return to this application later](#)

[▶ Show and edit answers](#)

You should enter your programme start and end dates as shown on your CAS.

If you are applying for a new Student visa to complete the same programme, you should use the sponsorship start date on your CAS as your course start date, not the original start date of your programme.



Accommodation payments

Have you or your parent(s)/legal guardian(s) already paid any money to your sponsor for accommodation?

This is only money paid to your sponsor. For example, this does not include money paid to a private landlord or housing organisation. There is a limit on how much of this will count towards your maintenance requirement, and this is set out in the guidance [here](#)

☐ Yes ☐ No

Save and continue

[Return to this application later](#)

You can only answer 'Yes' if you have paid money for accommodation where your contract is with Swansea University. Most students pay for their accommodation after their visa has been approved and would tick 'no' here.



How much has been paid?

£

How can you prove this amount has been paid?

- ☐ My sponsor has confirmed this information on my CAS
- ☐ Receipts

Swansea University does not show payments made for accommodation on the CAS. If you are **reliant** on payments made to the University (a maximum of £1265 can be used), you must get a receipt and include this with your application.



Course fees

What are your course fees for your first year?

If your course is shorter than 12 months, state the total course fee. This information is on your Confirmation of Acceptance for Studies (CAS) statement. Alternatively, you can contact your sponsor for this information.

£

Have you or your parent(s) or legal guardian(s) already paid any of your course fees?

Please select No if your course does not have a fee.

☐ Yes ☐ No

Save and continue

Check your CAS, the amount of course fees you enter here should match the course fee on your CAS. This is the total amount of fees for the first year of your course (even if your course is more than 1 year long, you just need to provide information about the first-year course fees).

It is fine if you have not yet paid any fees, you will just need to show that you have sufficient funds to cover the unpaid tuition fees and your living costs.

Tip: We are often asked if paying fees makes the application look stronger. You do not need to pay fees if you are able to evidence you have the money in an account that meets the requirements.

Have you or your parent(s) or legal guardian(s) already paid any of your course fees?

Please select No if your course does not have a fee.

☒ Yes ☐ No

How much has been paid?

£

How can you prove this amount has been paid?

☐ My sponsor has confirmed this information on my CAS
☐ Receipts

If you chose 'Yes' you will be asked to state how much has been paid. You must be able to evidence this amount on your CAS.

If you have recently made a tuition fee payment and are relying on it being shown in your CAS for your application, you can only answer 'Yes' when you have received your updated Sponsor note from the Admissions team. If you submit your application before your CAS has been updated and declare these fees on the form, you will not meet the Student visa requirements.

You cannot answer 'Yes' if you only have a bank receipt or a Western Union receipt. Tuition fee payments can only be claimed here if they are shown on the CAS or if you have an official receipt from Swansea University.



Student Loan

You must show that you have enough money to cover your course fees and living costs. [Read the guidance](#) to find out how much money you need to show and what documents you can use as evidence.

Are any of the maintenance funds required for this application in the form of a student loan?

☐ Yes ☐ No

Save and continue

[Return to this application later](#)

► [Show and edit answers](#)

If are using an educational loan as evidence, you should answer 'Yes' to this question. You will then be asked to confirm whether you have already received your loan.

You can only use a loan letter for your Student visa application, if your loan is an educational loan. This letter must meet the requirements outlined in guidance on the [VISA Advice web pages](#).

Maintenance funds

You must show that you have enough money to cover your course fees and living costs. [Read the guidance document](#) to find out how much money you need to show and what documents you can use as evidence.

Are all of the maintenance funds required for this application in a bank account with your name on it?

☐

Yes

☐

No

Save and continue

If you are using your parent(s)/legal guardian(s) bank account to cover some of all of the funds, please select 'No'

You answer '**Yes**' if you are showing all the finances necessary in:

- 1) a bank account in your name **or**
- 2) a bank account held jointly between you and other(s)
- 3) you are receiving a scholarship in your name which covers your maintenance
- 4) you are using your spouse's / partner's account, and they already are applying to come to the UK at the same time as you.

You will then need to confirm that you are relying on your parent(s)/legal guardian(s) account in the next section and detail what documents you are using the evidence your relationship.



Additional information about your application

Coronavirus (COVID-19): Disruption to this service

Most UK Visa Application Centres have resumed services where local restrictions allow. To check availability of local services, contact:

- [TLS contact](#) if you are in Europe, Africa and parts of the Middle East
- [VFS global](#) for all other countries

Priority and Super Priority services are only available in some locations. If available, you will be able to purchase these services when booking your appointment.

There are changes at the border because of coronavirus (COVID-19). You are advised to consider [border control guidance](#) and any current [travel bans](#) before you apply for a visa.

If you are applying for a visitor visa from a country where travel to the UK is suspended, your application decision may be delayed. Check [here](#) for further details.

If you needed to add more information about your application but were not able to, you can write it here.

If there is no further information you want to add, click the 'Save and continue' button.

Add further details:

Maximum of 1,000 characters

[Save and continue](#)

[Return to this application later](#)

[Show and edit answers](#)

You can include any further information about your visa application that you wish the caseworker to know in this section. If there's insufficient space, you can write a cover letter and upload it with your supporting documents.

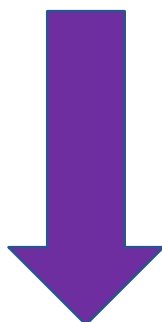
You will then be given an opportunity to check the answers you have provided on the application form. Please ensure you check everything **carefully** before moving on with the form. Some errors are minor and can be explained in a cover letter. However, some can lead to a refusal e.g. incorrect passport details or evidence of finances or your Student visa being issued to your incorrectly e.g. dates of intended travel.

It is your responsibility to ensure you have completed the form as accurately as possible before submitting it.

After checking your answers, you will be asked to give details of the supporting documents you will provide. You should know what documents you need to provide if you have read our [VISA Advice web guidance](#). If you notice that any documents are missing from the list, or there are documents listed there that should not be, contact the VISA Advice team to check- explaining what you believe the issue to be.

You should also check if you need a TB test certificate and obtain one from an approved clinic before submitting and paying for your Student visa application. Information about TB can be found on the [Gov.uk website](#).

If you required to submit evidence of finances with your visa application, you will then see this screen:



Evidence showing the required maintenance funds

Coronavirus (COVID-19): Disruption to this service

Most UK Visa Application Centres have resumed services where local restrictions allow. To check availability of local services, contact:

- [TLS contact](#) if you are in Europe, Africa and parts of the Middle East
- [VFS global](#) for all other countries

Priority and Super Priority services are only available in some locations. If available, you will be able to purchase these services when booking your appointment.

There are changes at the border because of coronavirus (COVID-19). You are advised to consider [border control guidance](#) and any current [travel bans](#) before you apply for a visa.

If you are applying for a visitor visa from a country where travel to the UK is suspended, your application decision may be delayed. Check [here](#) for further details.

You must provide evidence showing that you have the required maintenance funds to cover living costs and fees for you and any of your dependants while you are in the UK.

For information on how much money you need to show, [refer to the guidance document here](#).

Enter details about the financial evidence you will send. You will be able to provide details of several evidences if you need to.

[What evidence is accepted](#)

Financial institution (such as a bank or building society)

Type of evidence

- ☐ Statements from a personal bank or building society account
- ☐ Building society passbook
- ☐ Letter from a bank, building society or other recognised financial institution

[Save and continue](#)

Include the name of the financial institution and the type of evidence you will be providing e.g. bank statements.

If you are relying on more than one document, the next screen will allow you to add further evidence

Add more evidence of maintenance funds

Coronavirus (COVID-19): Disruption to this service

Most UK Visa Application Centres have resumed services where local restrictions allow. To check availability of local services, contact:

- [TLS contact](#) if you are in Europe, Africa and parts of the Middle East
- [VFS global](#) for all other countries

Priority and Super Priority services are only available in some locations. If available, you will be able to purchase these services when booking your appointment.

There are changes at the border because of coronavirus (COVID-19). You are advised to consider [border control guidance](#) and any current [travel bans](#) before you apply for a visa.

If you are applying for a visitor visa from a country where travel to the UK is suspended, your application decision may be delayed. Check [here](#) for further details.

Do you want to add more evidence?

The evidences you send in need to prove that you have the full amount. If the evidences you have already added do not show this, you should add more evidences now.

- ☐ Yes ☐ No

[Save and continue](#)

[Return to this application later](#)

[Show and edit answers](#)

You will then see this screen:

Documents

Coronavirus (COVID-19): Disruption to this service

Most UK Visa Application Centres have resumed services where local restrictions allow. To check availability of local services, contact:

- [TLS contact](#) if you are in Europe, Africa and parts of the Middle East
- [VFS global](#) for all other countries

Priority and Super Priority services are only available in some locations. If available, you will be able to purchase these services when booking your appointment.

There are changes at the border because of coronavirus (COVID-19). You are advised to consider [border control guidance](#) and any current [travel bans](#) before you apply for a visa.

If you are applying for a visitor visa from a country where travel to the UK is suspended, your application decision may be delayed. Check [here](#) for further details.

Mandatory documents

These documents are mandatory and you must provide them as part of your application. Tick the box to agree that you will provide each document:

☐

The passport or travel document for

Other documents

If you do not provide these documents, your application may be delayed or refused.

☐

Statements from a personal bank or building society account (HSBC)

After you submit your application, you must provide your documents to our commercial partner. You can provide your documents by:

- uploading copies of your documents yourself through our commercial partner's website, free of charge
- taking your documents (originals or copies) to your appointment where our commercial partner will scan them for you, for a fee

If you choose to pay for the assisted scanning service, all documents (originals or copies) need to be A4 size or you may be charged to make them suitable for scanning.

If we require passports, you must take the originals to your appointment. If you have self-uploaded copies on our commercial partner's website you must still take your original passports, but will not be charged for scanning.

Tuberculosis test results

You may need to be tested for tuberculosis (TB). If your test shows that you do not have TB, you will be given a certificate which is valid for 6 months from the date of your x-ray. Include this certificate with your UK visa application. [Check](#) if you need to get tested.

Save and continue

You will need to check the tick boxes to confirm that you will be submitting the required evidence. You will not be able to progress past this point until you have done this.

Once you have done this, the next screen will allow you to check your answers.

Once you have checked your answers, you will see 'Conditions' on the next screen.



Conditions

If your application is successful, there will be conditions on your visa or leave to remain. This will include, for example, whether you are able to work in the UK.

If you stay in the UK without permission:

- You can be detained
- You can be prosecuted, fined and imprisoned
- You can be removed and banned from returning to the UK
- You will not be allowed to work
- You will not be able to rent a home
- You will not be able to claim any benefits and can be prosecuted if you try to
- You can be charged by the NHS for medical treatment
- You can be denied access to a bank account
- DVLA can prevent you from driving by taking away your driving licence

☐

I confirm that I understand and accept these conditions

Save and continue

Please ensure you read this screen carefully as it explains what can happen if you stay in the UK without permission. You will need to tick the box to confirm that you understand and accept these conditions and then click '**Save and Continue**'

Declaration

By sending this application, you confirm that to the best of your knowledge and belief the following is correct:

- the information relating to the application
- the supporting evidence

I understand that the data I have given can be used as set out in the [privacy policy](#)

I consent to organisations, including financial institutions, providing information to the Home Office when requested in relation to this application.

I have discussed with any other applicants that I am acting on behalf of, and confirmed that the contents of the application are correct and complete.

I agree to the [terms and conditions](#).

I understand that if false information is given, the application can be refused and I may be prosecuted, and, if I am the applicant, I may be banned from the UK.

I confirm that:

- ☐ I am the applicant aged 18 or over
- ☐ I am the applicant aged under 18
- ☐ I am the parent or legal guardian of the applicant who is aged under 18 and completing and submitting the form on their behalf
- ☐ I am submitting the form on behalf of the applicant

I accept the above

Once you accept the declaration you cannot change any of your answers.

By agreeing to this declaration, you are confirming that all information you have provided is correct. Providing incorrect or false information can have serious implications.



DO NOT SUBMIT AND PAY FOR YOUR APPLICATION UNTIL YOU HAVE PREPARED YOUR SUPPORTING DOCUMENTS.

YOU MUST PROVE THAT YOU MEET THE RULES ON THE DAY YOU APPLY FOR YOUR VISA (THE DATE YOU SUBMIT AND PAY ONLINE) NOT ON THE DAY OF YOUR APPOINTMENT

Immigration Health Surcharge (IHS)

You must pay your Immigration Health Surcharge (IHS) before you can complete your visa application. You will pay your IHS on another website, then return to this site to complete and pay for your application.

If you are exempt, you will still need to get a reference number from the IHS website.

Your IHS reference number will automatically be included on your application once you pay and return to this site.

Go to IHS website

Save and continue

You will be sent to the section for the Immigration Healthcare Surcharge (IHS).

Click on 'Go to IHS website'. You'll then need to pay the IHS. You can check how much you'll need to pay here: [Pay for UK healthcare as part of your immigration application: How much you have to pay - GOV.UK](#) It is currently £776 per year of the visa plus the additional time on the visa.

On the first IHS webpage, you will just need to read the information about the cost. Click 'Continue' after reading that page.



Summary

Missing Details

Your details

[Add where you are planning to stay](#)
[Add your course start date](#)
[Add your course end date](#)
[Add whether you are continuing a course](#)
[Add the location of your course](#)

The information taken from your visa application can't be changed or removed. If you'd like to change or remove this information you must start your visa application again.

You'll see a **'Summary'** page. You'll need to enter all the information requested in the red hyperlinks to be able to proceed with your IHS payment.



Your Location

You need to state whether you are applying to stay in the Isle of Man, Jersey or Guernsey

Are you applying from within the UK?

☐ Yes ☒ No

Are you applying to stay in the Isle of Man, Jersey or Guernsey?

☐ Yes ☒ No

You need to state whether you are applying to stay in the Isle of Man, Jersey or Guernsey

First click **'Add where you are planning to stay'**. You will then see this screen.

As you are applying outside the UK, answer **'No'** to the first question.

For the second question about staying in the Isle of Man, Jersey or Guernsey, you should answer **'No'**.

Click **'Save and continue'** when you've answered and return to the summary screen. You must then check that the details in the form about your name, email address, nationality and visa route are correct (which they should be because it is taken from the information you provided in your online visa application). You will then need to select your title (Mr / Ms / Mrs etc), the start and end dates of your course as listed on your CAS and whether you are continuing on the same course for which you were last given a Tier 4 /Student visa.

Declaration

I confirm that, to the best of my knowledge and belief, my details are correct and complete.

If I give false information, I, or a person named on this application could be:

- stopped from entering the UK now or in the future
- required to leave or removed from the UK
- required to pay extra for healthcare in the UK

I agree to the [terms and conditions](#) and [how my information will be used](#).

If you are happy that you have provided true and accurate information, you must agree to this declaration to proceed to the payment. The next screen will tell you how much you have to pay in your local currency, click on **'Pay now'** to complete the payment.



Once you have paid the IHS, you will see this screen.

You will receive a different IHS number, this is just an example. You should then click on **'Return to my visa application'**



The final section before payment is regarding BRP (biometric residence permit) collection. This will be your actual visa (if your visa is longer than 6 months).

If you are attending Swansea University, you must select 'Collect from an alternative location'. This is because we can distribute visa cards direct to our students at Swansea University and this usually happens during your enrolment process.

You will find information on enrolment on the [University website here](#).

It is very important that you input the Swansea University Alternative Location Code (ACL) for the campus you will be based at and the correct campus address on the next page – you can check your CAS statement for this information:

ACL CODE: 2HE544
Swansea University
Singleton Park Campus
Swansea
SA2 8PP

ACL CODE: 2HE987
Swansea University
Bay Campus
Swansea
SA1 8EN

You will then proceed to the payment for the visa application. At that stage, you may also be able to book optional services and book the visa appointment. We cannot provide specific guidance on the payment screens as it varies by country.

I think I have made a mistake on my application form. What should I do? [Contact the VISA Advice team immediately](#). Some mistakes are minor and are unlikely to affect your application. However, some errors can lead to a refusal e.g. failing to declare a past refusal or an application made for a UK visa.

We hope this helped you complete your application form swiftly and easily.

Good luck with it and we hope to see you very soon in wonderful Swansea!

VISA Advice team